



Electrolux
PROFESSIONAL

Modular Cooking Range Line 900XP Gas Bain Marie Top Full module

ITEM # _____
MODEL # _____
NAME # _____
SIS # _____
AIA # _____



391110 (E9BMGHB000)

Full module gas Bain-marie
Top

Short Form Specification

Item No.

Suitable for natural or LPG gas. Used to keep cooked food at serving temperature using hot water inside the well. Water temperature to be controlled by thermostat with maximum temperature of 90 °C. Exterior panels of unit in stainless steel with Scotch Brite finish. Extra strength work top in heavy duty 2 mm stainless steel. Right-angled side edges to allow flush-fitting junction between units.

Main Features

- Bain Marie used for keeping cooked food at serving temperatures using hot water.
- Burners in stainless steel with flame failure device and protected pilot light.
- Piezo ignition.
- Water basin is seamlessly welded into the top of the appliance.
- Filling water level is plate-marked on the side of the well.
- Unit to feature manual refill of well.
- Water temperature controlled by thermostat with maximum temperature value of 90 °C.
- Basin drained by drain valve with overflow.
- Special insulation beneath cooking surface keeps heat on the plate without dispersion to the base.
- Unit to have perforated false bottom and runner support for GN containers.
- All major compartments located in front of unit for ease of maintenance.
- The special design of the control knob system guarantees against water infiltration.
- IPX5 water protection.
- Top configuration allows installation on ambient base only (not possible to install on refrigerated nor freezer base).
- Suitable for countertop installation.

Construction

- Unit is 930 mm deep to give a larger working surface area.
- All exterior panels in Stainless Steel with Scotch Brite finishing.
- AISI 304 stainless steel worktop, 2mm thick.
- Model has right-angled side edges to allow flush fitting joints between units, eliminating gaps and possible dirt traps.

Optional Accessories

- Junction sealing kit PNC 206086 ☐
- Draught diverter, 150 mm diameter PNC 206132 ☐
- Matching ring for flue condenser, 150 mm diameter PNC 206133 ☐
- Support for bridge type installation, 800mm PNC 206137 ☐
- Support for bridge type installation, 1000mm PNC 206138 ☐
- Support for bridge type installation, 1200mm PNC 206139 ☐
- Support for bridge type installation, 1400mm PNC 206140 ☐

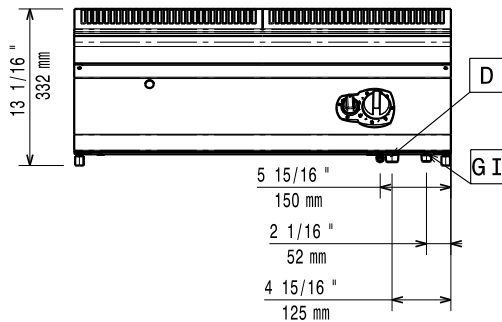
APPROVAL: _____



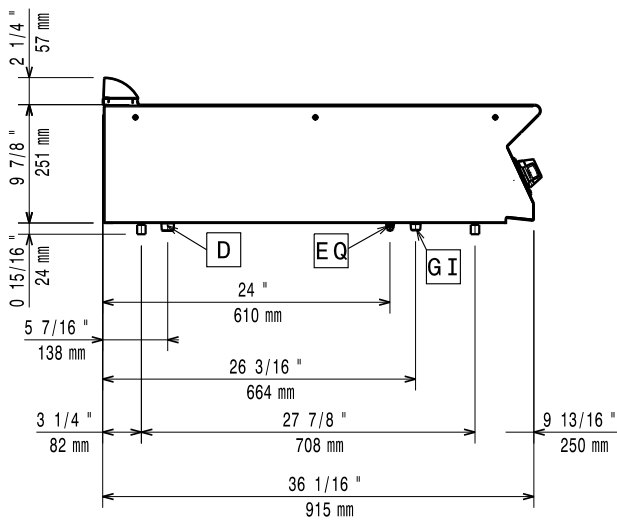
Experience the Excellence
www.electroluxprofessional.com

- Support for bridge type installation, 1600mm PNC 206141 ☐
- Flue condenser for 1 module, 150 mm diameter PNC 206246 ☐
- Chimney upstand, 800mm PNC 206304 ☐
- Chimney grid net, 400mm (700XP/900) PNC 206400 ☐
- Side handrail-right/left hand (900XP) PNC 216044 ☐
- Frontal handrail, 800mm PNC 216047 ☐
- Frontal handrail, 1200mm PNC 216049 ☐
- Frontal handrail, 1600mm PNC 216050 ☐
- Large handrail - portioning shelf, 800mm PNC 216186 ☐
- 2 side covering panels for top appliances PNC 216278 ☐
- Water filling tap for bain-marie top PNC 921627 ☐
- 2-section universal basket for 150lt boiling pans PNC 925019 ☐
- Pressure regulator for gas units PNC 927225 ☐

Front

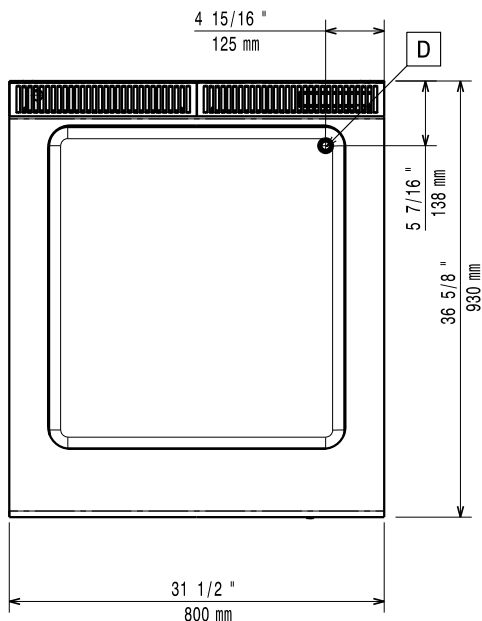


Side



D = Drain
 EQ = Equipotential screw
 G = Gas connection

Top



Gas

Gas Power:	6.2 kW
Standard gas delivery:	Natural Gas G20 (20mbar)
Gas Type Option:	LPG; Natural Gas
Gas Inlet:	3/4"

Water:

Water Drain:	50 mm
--------------	-------

Key Information:

Usable well dimensions (width):	630 mm
Usable well dimensions (height):	160 mm
Usable well dimensions (depth):	685 mm
Thermostat Range:	30 °C MIN; 90 °C MAX
External dimensions, Width:	800 mm
External dimensions, Depth:	930 mm
External dimensions, Height:	250 mm
Net weight:	45 kg
Shipping weight:	46 kg
Shipping height:	530 mm
Shipping width:	1010 mm
Shipping depth:	860 mm
Shipping volume:	0.46 m ³
Certification group:	N9BG

If appliance is set up or next to or against temperature sensitive furniture or similar, a safety gap of approximately 150 mm should be maintained or some form of heat insulation fitted.